ТЕХНОСКОП АЛАТИ
увоз - извоз д.о.о Скопје

Првомајска бр. 28а
Реон 40 1000 Скопје
tel: +389 2463 199
fax:: +389 2460 294
Ж. с - ка:300000002524461
Д. број: МК4030007638737
Депонент на Комерцијална Банка - Скопје
tehnoskopalati@t-home.mk
www.tehnoskopalati.com.mk

Овластен диструбутер за SANDVIK Coromant

АКЦИСКА ПОНУДА ГЛОДАЊЕ ZCC CT

Почитувани
Од 15.09.2018 год. ТЕХНОСКОП АЛАТИ започнува акциска понуда за дел од глодачката програма на ZCC CT која ќе трае до 15.12.2018 год.
Цената на глодачките глави ќе изнесува 1 евро по милиметар и тоа:
- За наречани 20 плочки по нормални услови за глави до дијаметар 80мм
- За наречани 30 плочки по нормални услови за глави со дијаметар 100 и 125мм

(се однесува за плочки соодветни за порачаната глодачка глава)

Акцијата важи за следните типови на глодачки глави

EMP01 P M K N

EMP02 P M K N

FMA01 P M K N S

Fine pitch
Enge Teilung

FMA02 P M K N S

Coarse and differential pitch
Normale und weite Teilung

FMD02 P K

FMP02 P M K

FMR01 P M K

FMR02 P M K

XMR01 P M K

XMR01 P M K

<u>Во продолжение комплетни технички детали за глодачките глави</u>

Square shoulder milling tools · Eckfräser

Kr:90°

EMP01 P M K N

Straight shank
Zylinder-Schaft

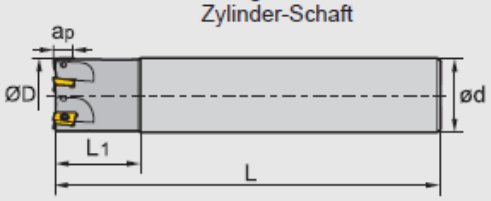

Specification of tools · Werkzeug Beschreibung

Type Typ		✻	Stock Lager	Dimensions (mm) Abmessungen Ø D	Ø d	L	L1	apmax	No. of teeth Zähne	Weight Gewicht (kg)
EMP01	012-G16-AP11-01		●	12	16	85	25	10.5	1	0.1
	012-G16-AP11-01C	✻	○	12	16	85	25	10.5	1	0.1
Straight shank	016-G16-AP11-02		●	16	16	90	25	10.5	2	0.1
	016-G16-AP11-02C	✻	●	16	16	90	25	10.5	2	0.1
Zylinder-Schaft	020-G20-AP11-02		●	20	20	100	30	10.5	2	0.2
	020-G20-AP11-02C	✻	●	20	20	100	30	10.5	2	0.2
	020-G20-AP11-03		●	20	20	100	30	10.5	3	0.2
	020-G20-AP11-03C	✻	●	20	20	100	30	10.5	3	0.2
	025-G25-AP11-03		●	25	25	115	35	10.5	3	0.4
	025-G25-AP11-03C	✻	○	25	25	115	35	10.5	3	0.4
	025-G25-AP11-04		●	25	25	115	35	10.5	4	0.4
	025-G25-AP11-04C	✻	●	25	25	115	35	10.5	4	0.4
	032-G32-AP11-04		●	32	32	125	40	10.5	4	0.7
	032-G32-AP11-04C	✻	○	32	32	125	40	10.5	4	0.7
	025-G25-AP16-02		●	25	25	115	35	15.5	2	0.4
	025-G25-AP16-02C	✻	●	25	25	115	35	15.5	2	0.4
	032-G32-AP16-03		●	32	32	125	40	15.5	3	0.7
	032-G32-AP16-03C	✻	○	32	32	125	40	15.5	3	0.7
	040-G32-AP16-03		●	40	32	130	42	15.5	3	0.7
	040-G32-AP16-03C	✻	●	40	32	130	42	15.5	3	0.7
	040-G32-AP16-04		●	40	32	130	42	15.5	4	0.8
	040-G32-AP16-04C	✻	○	40	32	130	42	15.5	4	0.8
	050-G32-AP16-05		●	50	32	135	45	15.5	5	1.0
	050-G32-AP16-05C	✻	○	50	32	135	45	15.5	5	1.0
	063-G32-AP16-06		●	63	32	135	45	15.5	6	1.4
	063-G32-AP16-06C	✻	○	63	32	135	45	15.5	6	1.4

● Ex stock / ab Lager ○ On demand / auf Anfrage ✻ With internal cooling · Mit Innenkühlung

Главите користат плочки од типот APKT 11T3.. / APKT 1604 ..

Applicable inserts · Wendeschneidplatten

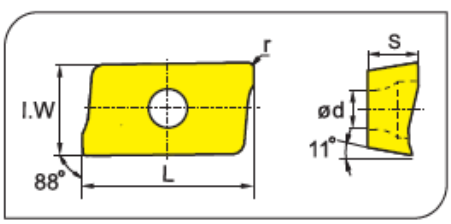

Ideal Machining Condition
Gute Bearbeitungsbedingungen

Normal Machining Condition
Normale Bearbeitungsbedingungen

Unfavorable Machining Condition
Ungünstige Bearbeitungsbedingungen

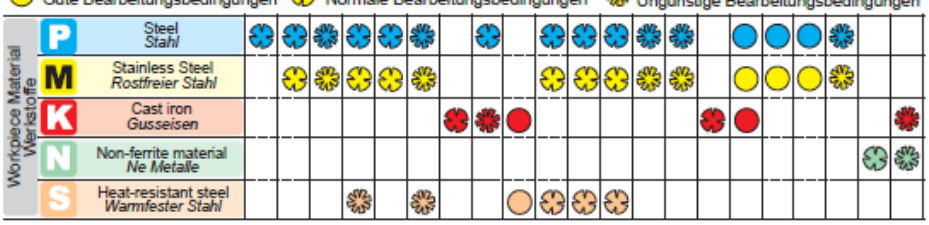

Square shoulder milling tools · Eckfräser

Kr:90°

EMP02 P M K N



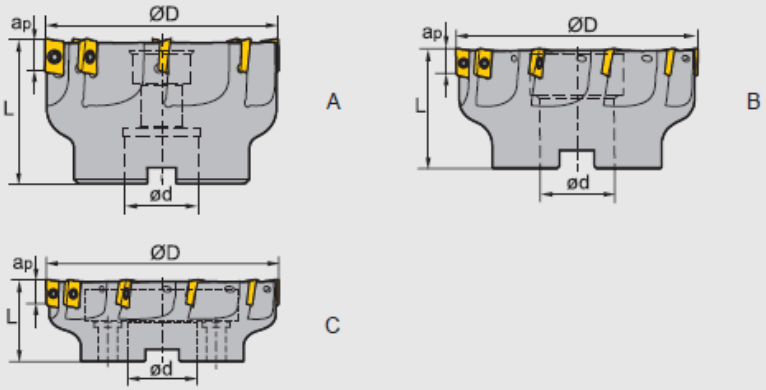

Specification of tools · Werkzeug Beschreibung

Type Typ		✻	Stock Lager	Dimensions (mm) Abmessungen Ø D	Ø d	L	apmax	No. of teeth Zähne	Coupling Aufnahme	Weight Gewicht (kg)
EMP02	040-A16-AP11-05C	✻	○	40	16	40	11	5	A	0.177
	040-A22-AP11-05C	✻	●	40	22	40	11	5	A	0.2
	050-A22-AP11-06		●	50	22	40	11	6	A	0.3
	050-A22-AP11-06C	✻	●	50	22	40	11	6	A	0.3
	063-A22-AP11-08		●	63	22	40	11	8	A	0.6
	063-A22-AP11-08C	✻	●	63	22	40	11	8	A	0.6
	063-A22-AP11-09C	✻	●	63	22	40	11	9	A	0.54
	080-A27-AP11-08		●	80	27	50	11	8	A	1.2
	080-A27-AP11-08C	✻	●	80	27	50	11	8	A	1.2
	080-A27-AP11-10C	✻	●	80	27	50	11	10	A	1.13
	100-B32-AP11-10		●	100	32	50	11	10	B	1.7
	100-B32-AP11-10C	✻	○	100	32	50	11	10	B	1.7
	125-B40-AP11-10		●	125	40	63	11	10	B	3.42
	040-A16-AP16-03		○	40	16	40	15.5	3	A	0.17
	040-A16-AP16-04C	✻	●	40	16	40	15.5	4	A	0.17
	050-A22-AP16-05		●	50	22	40	15.5	5	A	0.3
	050-A22-AP16-05C	✻	●	50	22	40	15.5	5	A	0.3
	063-A22-AP16-06		●	63	22	40	15.5	6	A	0.5
	063-A22-AP16-06C	✻	●	63	22	40	15.5	6	A	0.5
	080-A27-AP16-07		●	80	27	50	15.5	7	A	1.1
	080-A27-AP16-07C	✻	●	80	27	50	15.5	7	A	1.1
	100-B32-AP16-08		●	100	32	50	15.5	8	B	1.6
	100-B32-AP16-08C	✻	●	100	32	50	15.5	8	B	1.6
	125-B40-AP16-10		●	125	40	63	15.5	10	B	3.2
	125-B40-AP16-10C	✻	●	125	40	63	15.5	10	B	3.2

Главите користат плочки од типот APKT 11T3.. / APKT 1604 ..

Applicable inserts · Wendeschneidplatten

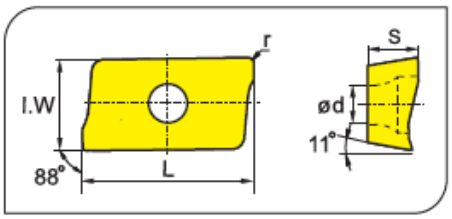

Ideal Machining Condition
Gute Bearbeitungsbedingungen

Normal Machining Condition
Normale Bearbeitungsbedingungen

Unfavorable Machining Condition
Ungünstige Bearbeitungsbedingungen

Workpiece Material Werkstoffe

P	Steel	Stahl
M	Stainless Steel	Rostfreier Stahl
K	Cast iron	Gusseisen
N	Non-ferrite material	Ne Metalle
S	Heat-resistant steel	Warmfester Stahl

Face Milling Tools · Planfräser

Kr:45°

FMA01 P M K N S



Fine pitch
Enge Teilung

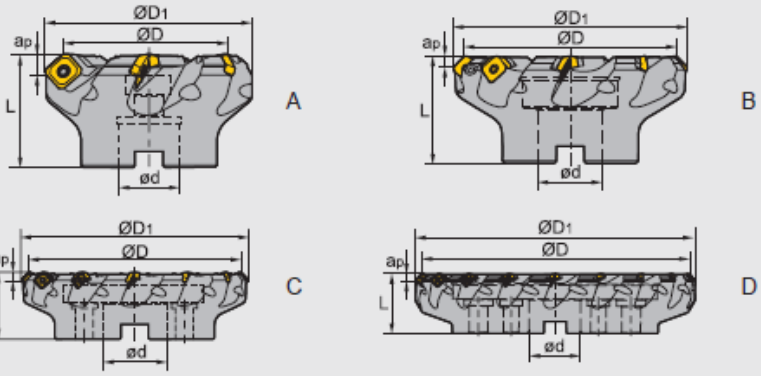

Specification of tools · Werkzeug Beschreibung

Type Typ		✻	Stock Lager R	Stock Lager L	Dimension (mm) Abmessung Ø D	Ø D1	Ø D	L	apmax	No. of teeth Zähne	Coupling Aufnahme	Weight Gewicht (kg)
FMA01	-050-A22-SE12-04		●	○	50	61	22	40	6	4	A	0.3
	-050-A22-SE12-04C	✻	●	○	50	61	22	40	6	4	A	0.3
	-063-A22-SE12-05		●	○	63	74	22	40	6	5	A	0.5
	-063-A22-SE12-05C	✻	●	○	63	74	22	40	6	5	A	0.5
	-063-A22-SE12-05C		○	○	63	74	22	40	6	6	A	1.2
	-080-A27-SE12-06		●	○	80	91	27	50	6	6	A	1.2
	-080-A27-SE12-06C	✻	●	●	80	91	27	50	6	6	A	1.2
	-100-B32-SE12-07		●	○	100	107	32	50	6	7	B	1.2
	-100-B32-SE12-07C	✻	●	○	100	107	32	50	6	7	B	1.2
	-125-B40-SE12-08		●	●	125	136	40	63	6	8	B	2.6
	-125-B40-SE12-08C	✻	●	○	125	136	40	63	6	8	B	2.6
	-160-B40-SE12-10		●	●	160	170	40	63	6	10	B	4.3
	-160-B40-SE12-10C	✻	○	○	160	170	40	63	6	10	B	4.3
	-200-C60-SE12-12		●	○	200	210	60	63	6	12	C	7.6
	-250-C60-SE12-14		●	○	250	260	60	63	6	14	C	13.5
	-315-D60-SE12-18		●	○	315	325	60	70	6	18	D	20.8
	-100-B32-SE18-04		○	○	100	120	32	63	10	4	B	1.2
	-125-B40-SE18-05		○	○	125	145	40	63	10	5	B	2.6
	-160-C40-SE18-06		○	○	160	180	40	63	10	6	C	4.3
	-200-C60-SE18-08		●	○	200	220	60	63	10	8	C	7.6
	-250-C60-SE18-10		●	○	250	270	60	63	10	10	C	13.5
	-315-D60-SE18-12		○	○	315	335	60	80	10	12	D	20.8

Главите користат плочки од типот SEET 12T3 …..

Applicable inserts · Wendeschneidplatten

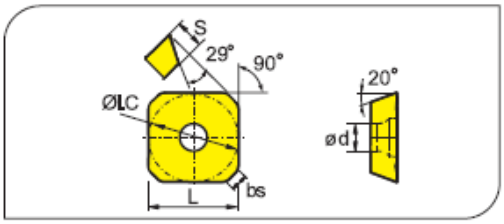

○ Ideal Machining Condition
Gute Bearbeitungsbedingungen

✿ Normal Machining Condition
Normale Bearbeitungsbedingungen

✿ Unfavorable Machining Condition
Ungünstige Bearbeitungsbedingungen

Workpiece Material Werkstoffe

P	Steel	Stahl
M	Stainless Steel	Rostfreier Stahl
K	Cast Iron	Gusseisen
N	Non-ferrite material	Ne Metalle
S	Heat-resistant steel	Warmfester Stahl

Face Milling Tools · Planfräser

Kr:45°

FMA02 P M K N S

Coarse and differential pitch
Normale und weite Teilung

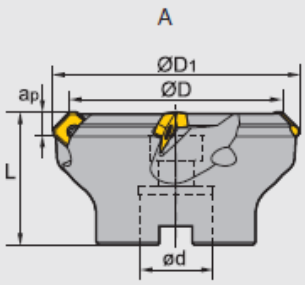

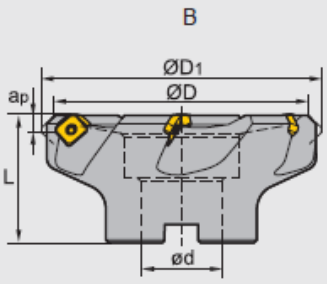

Specification of tools · Werkzeug Beschreibung

Type Typ		✻	Stock Lager R	Stock Lager L	Dimension (mm) Abmessung Ø D	Ø D1	Ø D	L	apmax	No. of teeth Zähne	Coupling Aufnahme	Weight Gewicht (kg)
FMA02	-050-A22-SE12-03		●	○	50	61	22	40	6	3	A	0.4
	-050-A22-SE12-03C	✻	○	○	50	61	22	40	6	3	A	0.4
	-063-A22-SE12-04		●	○	63	74	22	40	6	4	A	0.6
	-063-A22-SE12-04C	✻	○	○	63	74	22	40	6	4	A	0.6
	-080-A27-SE12-04		●	○	80	91	27	50	6	4	A	1.3
	-080-A27-SE12-04C	✻	○	○	80	91	27	50	6	4	A	1.3
	-100-B32-SE12-05		●	○	100	107	32	50	6	5	B	1.3
	-100-B32-SE12-05C	✻	○	○	100	107	32	50	6	5	B	1.3
	-125-B40-SE12-06		○	○	125	131	40	63	6	6	B	2.6
	-125-B40-SE12-06C	✻	○	○	125	131	40	63	6	6	B	2.6

Главите користат плочки од типот SEET 12T3 …..

Applicable inserts · Wendeschneidplatten

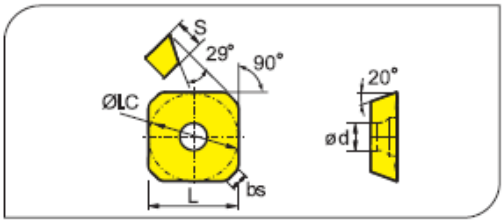

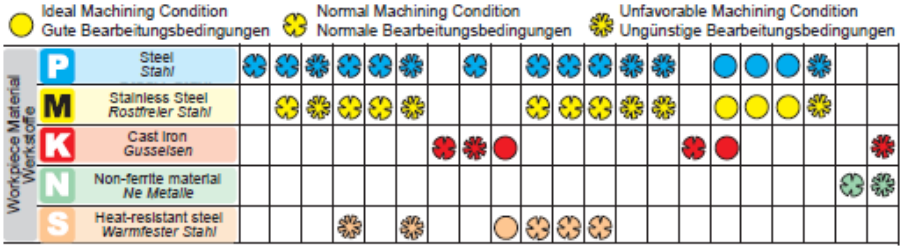

Face milling / Planfräser

Kr:67°

FMD02 P K

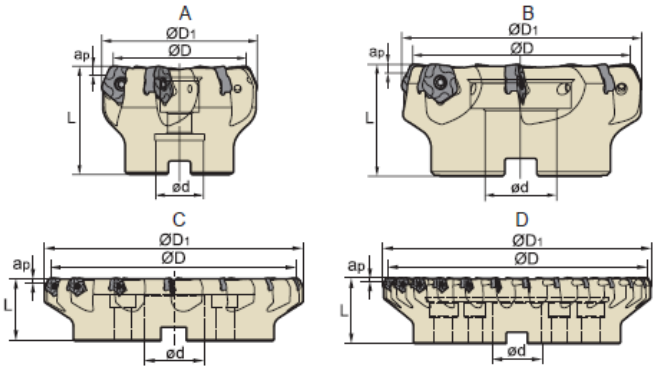

Type Typ		✻	Stock Lager R	Stock Lager L	Dimension Abmessung (mm) ØD	ØD1	ød	L	apmax	Tooth Zähne Z	Coupling Aufnahme	Weight Gewicht (kg)
FMD02	-050-A22-PN11-04		●	●	50	60.1	22	50	5	4	A	0.6
	-050-A22-PN11-04C	✻	○	○	50	60.1	22	50	5	4	A	0.6
	-050-A22-PN11-05		●	○	50	60.1	22	50	5	5	A	0.6
	-050-A22-PN11-05C	✻	●	○	50	60.1	22	50	5	5	A	0.6
	-063-A22-PN11-05		●	○	63	73.1	22	50	5	5	A	0.8
	-063-A22-PN11-05C	✻	●	○	63	73.1	22	50	5	5	A	0.8
	-063-A22-PN11-06		●	○	63	73.1	22	50	5	6	A	0.9
	-063-A22-PN11-06C	✻	●	○	63	73.1	22	50	5	6	A	0.9
	-080-A27-PN11-06		●	○	80	90.1	27	50	5	6	A	1.1
	-080-A27-PN11-06C	✻	●	○	80	90.1	27	50	5	6	A	1.1
	-080-A27-PN11-08		●	○	80	90.1	27	50	5	8	A	1.2
	-080-A27-PN11-08C	✻	●	○	80	90.1	27	50	5	8	A	1.2
	-100-B32-PN11-07		●	○	100	110.1	32	50	5	7	B	1.8
	-100-B32-PN11-07C	✻	●	○	100	110.1	32	50	5	7	B	1.8
	-100-B32-PN11-10		●	○	100	110.1	32	50	5	10	B	1.9
	-100-B32-PN11-10C	✻	●	○	100	110.1	32	50	5	10	B	1.9
	-125-B40-PN11-08		●	○	125	135.1	40	63	5	8	B	2.9
	-125-B40-PN11-08C	✻	○	○	125	135.1	40	63	5	8	B	2.9
	-125-B40-PN11-12		●	○	125	135.1	40	63	5	12	B	3.2
	-125-B40-PN11-12C	✻	●	○	125	135.1	40	63	5	12	B	3.2

Face Milling Tools · Planfräser

Kr:67°

FMD02 P K

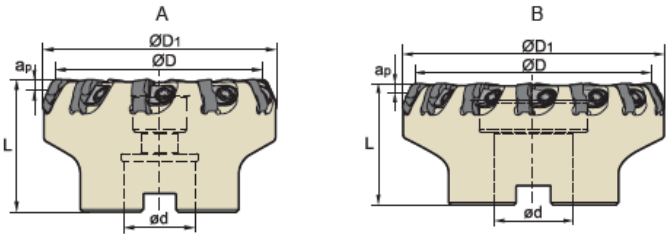

Type Typ		✻	Stock Lager R	Stock Lager L	Dimension Abmessung (mm) ØD	ØD1	ød	L	apmax	Tooth Zähne Z	Coupling Aufnahme	Weight Gewicht (kg)
FMD02	-080-A27-PN11-10		●	○	80	90.1	27	50	5	10	A	1.3
	-080-A27-PN11-10C	✻	○	○	80	90.1	27	50	5	10	A	1.3
	-100-B32-PN11-14		●	○	100	110.1	32	50	5	14	B	1.6
	-100-B32-PN11-14C	✻	●	○	100	110.1	32	50	5	14	B	1.6
	-125-B40-PN11-18		●	○	125	135.1	40	63	5	18	B	3.2
	-125-B40-PN11-18C	✻	○	○	125	135.1	40	63	5	18	B	3.2

Главите користат плочки од типот PNEG 1105 ……

■ Applicable inserts
Wendeschneidplatten

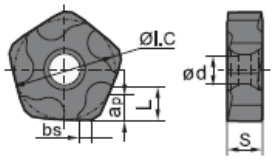

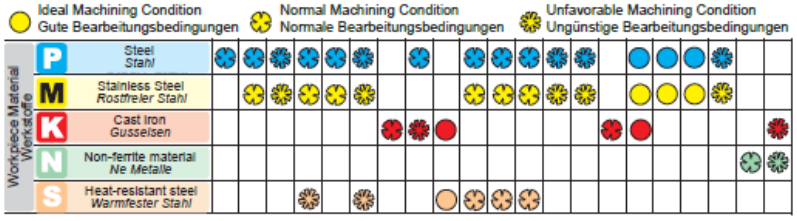

Face Milling Tools · Planfräser

Kr:90°

FMP02 P M K

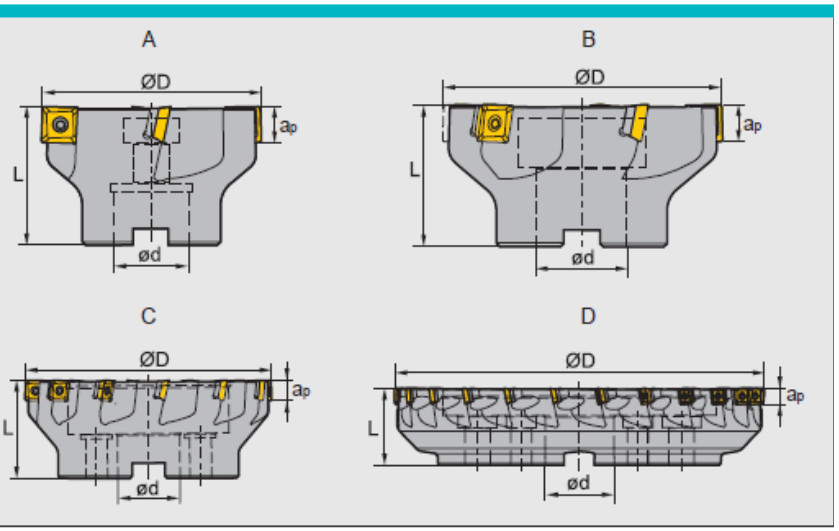

Specification of tools · Werkzeug Beschreibung

Type Typ		✻	Stock Lager	Dimension (mm) Abmessung				No. of teeth Zähne	Coupling Aufnahme	Weight Gewicht (kg)
				Ø D	Ø D	L	a_{pmax}			
FMP02	-050-A22-SE09-05		●	50	22	40	6.7	5	A	0.3
	-050-A22-SE09-05C	✻	●	50	22	40	6.7	5	A	0.3
	-063-A22-SE09-06		●	63	22	40	6.7	6	A	0.5
	-063-A22-SE09-06C	✻	●	63	22	40	6.7	6	A	0.5
	-080-A27-SE09-08		●	80	27	50	6.7	8	A	0.9
	-080-A27-SE09-08C	✻	●	80	27	50	6.7	8	A	0.9
	-100-B32-SE09-08		○	100	32	50	6.7	8	B	1.7
	-100-B32-SE09-08C	✻	○	100	32	50	6.7	8	B	1.7
	-100-B32-SE09-10		○	100	32	50	6.7	10	B	1.7
	-100-B32-SE09-10C	✻	○	100	32	50	6.7	10	B	1.7
	-125-B40-SE09-12		●	125	40	63	6.7	12	B	2.6
	-125-B40-SE09-12C	✻	●	125	40	63	6.7	12	B	2.6

Главите користат плочки од типот SEET 09 T3 …..

Applicable inserts · Wendeschneidplatten

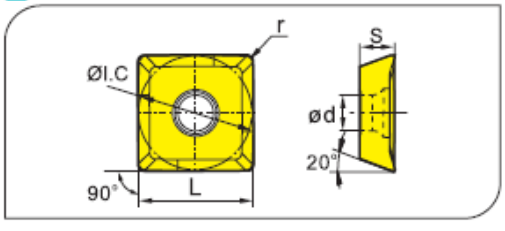

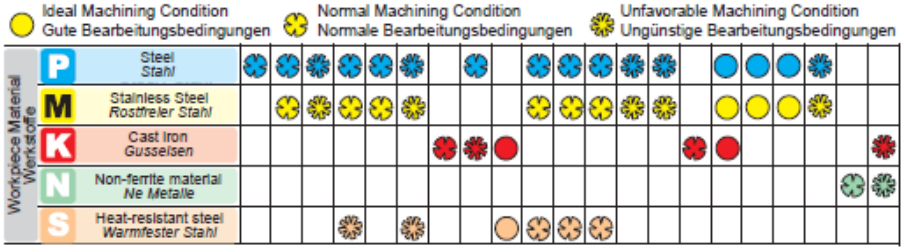

Type Typ		*	Stock Lager	Dimension (mm) Abmessung				No. of teeth Zähne	Coupling Aufnahme	Weight Gewicht (kg)
				Ø D	Ø D	L	a_{pmax}			
FMP02	-050-A22-SE12-03		●	50	22	40	10.8	3	A	0.3
	-050-A22-SE12-03C	*	○	50	22	40	10.8	3	A	0.3
	-063-A22-SE12-04		●	63	22	40	10.8	4	A	0.4
	-063-A22-SE12-04C	*	○	63	22	40	10.8	4	A	0.4
	-080-A27-SE12-04		●	80	27	50	10.8	4	A	0.9
	-080-A27-SE12-04C	*	○	80	27	50	10.8	4	A	0.9
	-100-B32-SE12-05		●	100	32	50	10.8	5	B	1.2
	-100-B32-SE12-05C	*	○	100	32	50	10.8	5	B	1.2
	-125-B40-SE12-06		●	125	40	63	10.8	6	B	3.1
	-125-B40-SE12-06C	*	○	125	40	63	10.8	6	B	3.1
	-160-C40-SE12-08		●	160	40	63	10.8	8	C	4.1
	-250-C60-SE12-12		○	250	60	63	10.8	12	C	11.1
	-050-A22-SE12-04		●	50	22	40	10.8	4	A	0.3
	-050-A22-SE12-04C	*	●	50	22	40	10.8	4	A	0.3
	-063-A22-SE12-05		●	63	22	40	10.8	5	A	0.4
	-063-A22-SE12-05C	*	●	63	22	40	10.8	5	A	0.4
	-080-A27-SE12-06		●	80	27	50	10.8	6	A	0.8
	-080-A27-SE12-06C	*	●	80	27	50	10.8	6	A	0.8
	-100-B32-SE12-07		●	100	32	50	10.8	7	B	1.2
	-100-B32-SE12-07C	*	○	100	32	50	10.8	7	B	1.2
	-125-B40-SE12-08		●	125	40	63	10.8	8	B	3.0
	-125-B40-SE12-08C	*	○	125	40	63	10.8	8	B	3.0
	-160-C40-SE12-12		●	160	40	63	10.8	12	C	3.9
	-050-A22-SE12-05		●	50	22	40	10.8	5	A	0.2
	-050-A22-SE12-05C	*	○	50	22	40	10.8	5	A	0.2
	-063-A22-SE12-06		●	63	22	40	10.8	6	A	0.4
	-063-A22-SE12-06C	*	○	63	22	40	10.8	6	A	0.4
	-080-A27-SE12-08		●	80	27	50	10.8	8	A	0.8
	-080-A27-SE12-08C	*	○	80	27	50	10.8	8	A	0.8
	-100-B32-SE12-10		●	100	32	50	10.8	10	B	1.2
	-100-B32-SE12-10C	*	○	100	32	50	10.8	10	B	1.2
	-125-B40-SE12-12		●	125	40	63	10.8	12	B	2.9
	-125-B40-SE12-12C	*	○	125	40	63	10.8	12	B	2.9
	-200-C60-SE12-16		●	200	60	63	10.8	16	C	6.1
	-250-C60-SE12-18		●	250	60	63	10.8	18	C	10.9
	-315-D60-SE12-24		●	315	60	63	10.8	24	D	21.6

Главите користат плочки од типот SEET 12 03 …….

Applicable inserts · Wendeschneidplatten

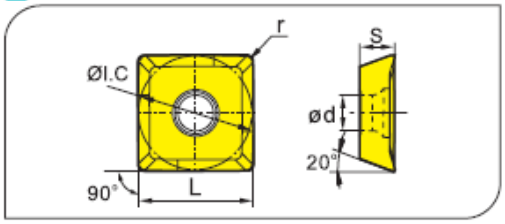

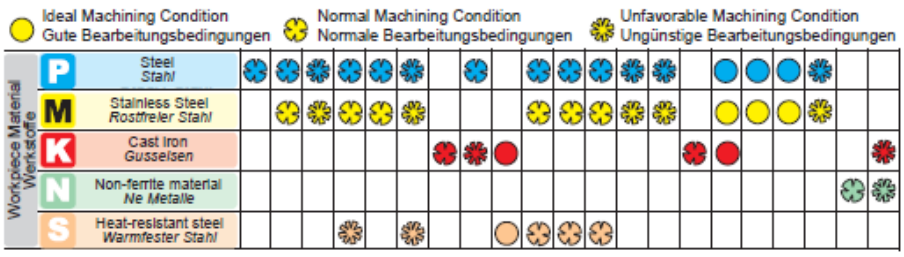

Face Milling Tools · Planfräser

FMR01 P M K



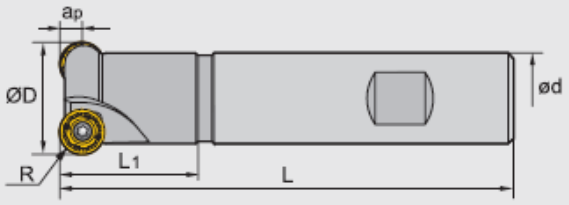

Specification of tools · Werkzeug Beschreibung

Type Typ		✻	Stock Lager	Dimension (mm) Abmessung						No. of teeth Zähne	Weight Gewicht (kg)
				Ø D	Ø d	L	L1	R	apmax		
FMR01	-025-XP20-RC10-02		●	25	20	100	30	5	5	2	0.2
	-025-XP20-RC10-02C	✻	●	25	20	100	30	5	5	2	0.2
	-032-XP25-RC10-02		●	32	25	120	35	5	5	2	0.5
	-032-XP25-RC10-02C	✻	●	32	25	120	35	5	5	2	0.5
	-040-XP32-RC12-03		●	40	32	120	40	6	6	3	0.7
	-040-XP32-RC12-03C	✻	●	40	32	120	40	6	6	3	0.7
	-050-XP32-RC12-03		●	50	32	120	40	6	6	3	0.8
	-050-XP32-RC12-03C	✻	●	50	32	120	40	6	6	3	0.8

Главите користат плочки од типот RCKT 10 T3 ….. / RCKT 12 03 ……

Applicable inserts · Wendeschneidplatten

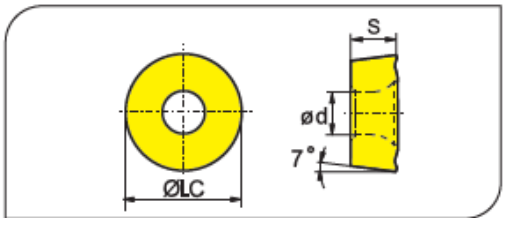

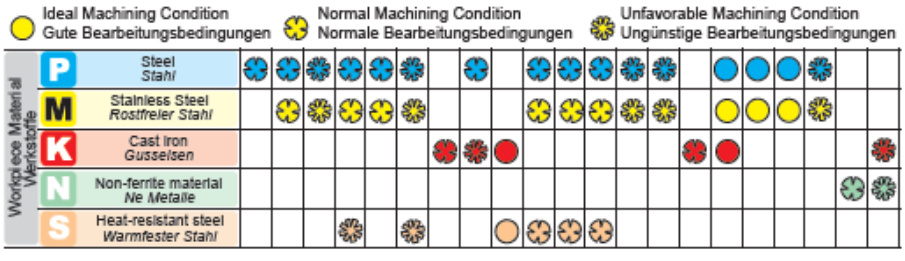

Face Milling Tools · Planfräser

FMR02 P M K

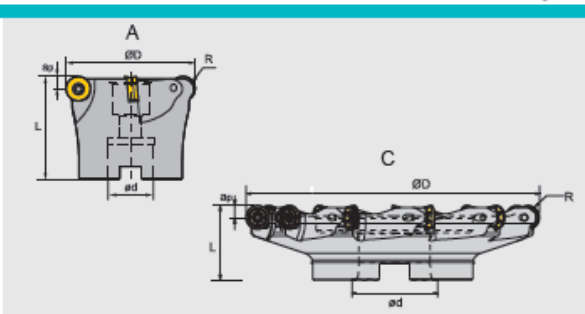

Specification of tools · Werkzeug Beschreibung

Type Typ		✲	Stock Lager	Dimension (mm) Abmessung					No. of teeth Zähne	Coupling Aufnahme	Weight Gewicht (kg)
				Ø D	Ø d	L	R	apmax			
FMR02	050-A22-RC12-05C	✲	●	50	22	40	6	6	5	A	0.7
	052-A22-RC12-05C	✲	●	52	22	40	6	6	5	A	0.7
	063-A22-RC12-04		●	63	22	40	6	6	4	A	0.7
	063-A22-RC12-04C	✲	●	63	22	40	6	6	4	A	0.7
	063-A22-RC12-06		●	63	22	40	6	6	4	A	0.7
	063-A22-RC12-06C	✲	●	63	22	40	6	6	6	A	0.7
	080-A27-RC12-07C	✲	●	80	27	50	6	6	7	B	0.7
	100-B32-RC12-08C	✲	●	100	32	50	6	6	8	B	0.89
	063-A22-RC16-04		●	63	22	40	8	8	4	A	0.7
	063-A22-RC16-04C	✲	●	63	22	40	8	8	4	A	0.7
	066-A27-RC16-05C	✲	●	66	27	50	8	8	4	A	0.5
	080-B27-RC16-05		●	80	27	50	8	8	5	B	0.7
	080-B27-RC16-05C	✲	○	80	27	50	8	8	5	B	0.7
	080-B27-RC16-07		●	80	27	50	8	8	7	B	0.7
	100-B32-RC16-06		●	100	32	63	8	8	6	B	1.2
	100-B32-RC16-06C	✲	●	100	32	63	8	8	6	B	1.2
	125-B40-RC16-07		●	125	40	63	8	8	7	B	2.5
	160-B40-RC16-10(FB)		●	160	40	63	8	8	10	B	3.94
	200-C60-RC16-12FB		●	200	60	63	8	8	12	C	5.4
	080-A27-RC20-04		●	80	27	50	10	10	4	A	0.7
	080-A27-RC20-04C	✲	●	80	27	50	10	10	4	A	0.7
	100-B32-RC20-05		●	100	32	63	10	10	5	B	1.2
	100-B32-RC20-05C	✲	●	100	32	63	10	10	5	B	1.2
	100-B32-RC20-06		●	100	32	63	10	10	6	B	1.2
	100-B32-RC20-06C	✲	●	100	32	63	10	10	6	B	1.2
	125-B40-RC20-06		●	125	40	63	10	10	6	B	1.2
	125-B40-RC20-06C	✲	●	125	40	63	10	10	6	B	1.2
	125-B40-RC20-07		●	125	40	63	10	10	7	B	2.2
	125-B40-RC20-07C	✲	●	125	40	63	10	10	7	B	2.2

Главите користат плочки од типот RCKT 12 03 …. / RCKT 16 06 …. / RCKT 20 06 ….

Applicable inserts · Wendeschneidplatten

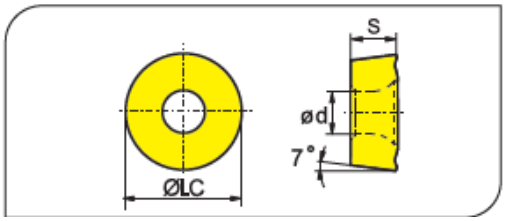

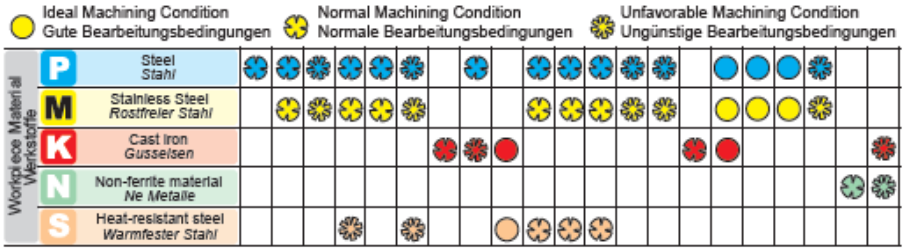

High feed milling cutters · Hochvorschubfräser

XMR01 P M K

S type insert, Weldon shank
S Typ WSP, Weldon Schaft

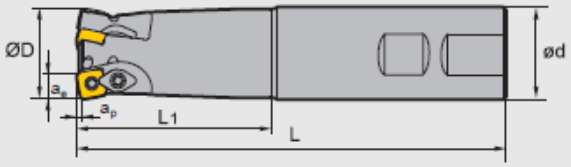

Specification of tools · Werkzeug-Beschreibung
With internal cooling · Mit Innenkühlung

Type Typ		✻	Stock Lager	Dimensions (mm) Abmessungen Ø D	a_p	a_e	L_1	L	Ø d	No. of teeth Zähne	Weight Gewicht (kg)
XMR01	-020-XP20-SD06-02	✻	●	20	0.8	5.8	50	130	20	2	0.26
	-025-XP25-SD06-03	✻	●	25	0.8	5.8	60	140	25	3	0.46
	-025-XP25-SD09-02	✻	●	25	1.4	8.8	60	140	25	2	0.5
	-032-XP32-SD09-03	✻	●	32	1.4	8.8	70	150	32	3	0.8
	-035-XP32-SD09-03	✻	●	35	1.4	8.8	70	150	32	3	0.8
	-032-XP32-SD12-02	✻	●	32	1.8	11.7	70	150	32	2	0.8
	-040-XP40-SD12-03	✻	●	40	1.8	11.7	70	150	40	3	1.3
	-040-XP40-SD15-02	✻	●	40	2.2	14	70	200	40	2	1.6

Главите користат плочки од типот
SDMT 06T2 ...
SDMT 09T3 …
SDMT 1204 …
SDMT 1505 …

Applicable inserts · Wendeschneidplatten

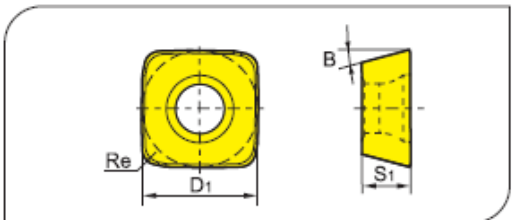

Ideal Machining Condition
Gute Bearbeitungsbedingungen

Normal Machining Condition
Normale Bearbeitungsbedingungen

Unfavorable Machining Condition
Ungünstige Bearbeitungsbedingungen

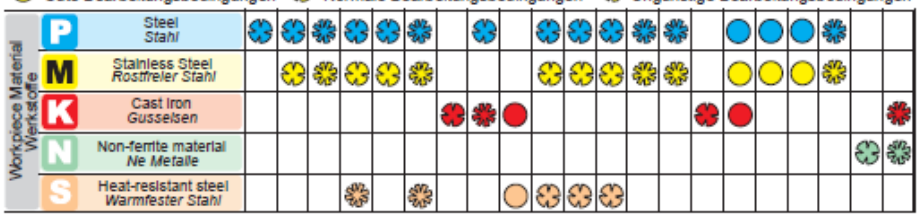

XMR01 P M K

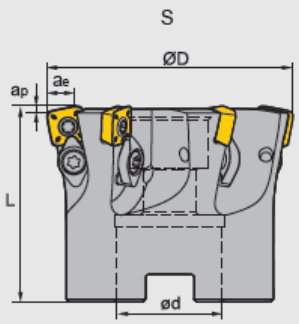

Specification of tools · Werkzeug-Beschreibung
With internal cooling · Mit Innenkühlung

Type Typ		*	Stock Lager	Dimensions (mm) Abmessungen					No.of teeth Zähne	Coupling Aufnahme	Weight Gewicht (kg)
				Ø D	a_p	a_e	L	ø d			
XMR01	-050-A22-SD06-07		○	50	0.8	5.8	40	22	7	A	0.36
	-063-A22-SD06-10		●	63	0.8	5.8	40	22	10	A	0.53
	-063-A27-SD06-10		○	63	0.8	5.8	50	27	10	A	0.57
	-040-A16-SD09-04		○	40	1.4	8.8	40	16	4	A	0.182
	-050-A22-SD09-04		●	50	1.4	8.8	40	22	4	A	0.3
	-050-A22-SD09-04C	*	●	50	1.4	8.8	40	22	4	A	0.3
	-063-A22-SD09-06		●	63	1.4	8.8	40	22	6	A	0.5
	-063-A22-SD09-07		●	63	1.4	8.8	40	22	7	A	0.44
	-063-A22-SD09-06C	*	●	63	1.4	8.8	40	22	6	A	0.5
	-063-A27-SD09-06		○	63	1.4	8.8	50	27	6	A	0.6
	-063-A27-SD09-06C	*	○	63	1.4	8.8	50	27	6	A	0.6
	-063-A22-SD12-05		●	63	1.8	11.7	40	22	5	A	0.5
	-063-A22-SD12-05C	*	●	63	1.8	11.7	40	22	5	A	0.5
	-063-A22-SD12-06		●	63	1.8	11.7	50	22	6	A	0.55
	-063-A27-SD12-05		●	63	1.8	11.7	50	27	5	A	0.6
	-063-A27-SD12-05C	*	●	63	1.8	11.7	50	27	5	A	0.6
	-066-A27-SD12-05C		●	66	1.8	11.7	50	27	5	A	0.56
	-080-A27-SD12-05		●	80	1.8	11.7	63	27	5	A	0.9
	-080-A27-SD12-05C	*	●	80	1.8	11.7	63	27	5	A	0.9
	-080-A27-SD12-06C		●	80	1.8	11.7	50	27	6	A	0.9
	-080-A27-SD12-07		●	80	1.8	11.7	50	27	7	A	0.93
	-080-A27-SD12-08		●	80	1.8	11.7	50	27	8	A	0.92
	-100-B32-SD12-06		●	100	1.8	11.7	50	32	6	B	1.8
	-100-B32-SD12-06C	*	●	100	1.8	11.7	50	32	6	B	1.8
	-080-A27-SD15-05		○	80	2.2	14	50	27	5	A	0.78
	-080-A32-SD15-05		○	80	2.2	14	50	32	5	A	0.72
	-100-B32-SD15-07		○	100	2.2	14	50	32	7	B	1.2
	-125-B40-SD15-09		○	125	2.2	14	63	40	9	B	2.9
	-160-B40-SD15-12		○	160	2.2	14	63	40	12	B	4.4

Главите користат плочки од типот
SDMT 06T2 ...
SDMT 09T3 …
SDMT 1204 …
SDMT 1505 …

Applicable inserts · Wendeschneidplatten

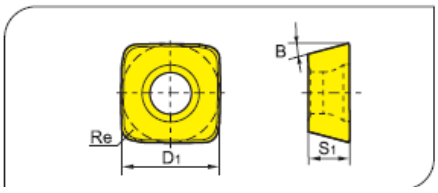

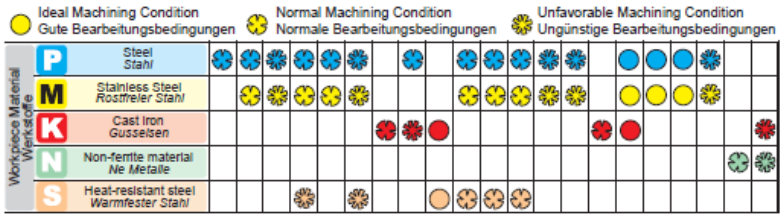

High feed milling cutters · Hochvorschubschaftfräser

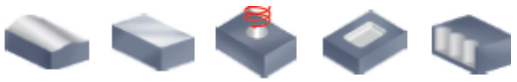

XMR01 P M K

W type insert, Weldon shank
W Typ WSP, Weldon Schaft

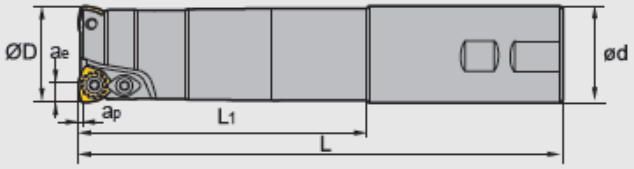

Specification of tools · Werkzeug-Beschreibung

Type Typ		✻	Stock Lager	Dimensions (mm) Abmessungen						No. of teeth Zähne	Weight Gewicht (kg)
				Ø D	ap	ae	L1	L	ø d		
XMR01	-020-XP20-WP05-02-M	✻	●	20	1.5	3.8	50	130	20	2	0.2
	-020-XP20-WP05-02-L	✻	●	20	1.5	3.8	100	180	20	2	0.3
	-020-XP20-WP05-02-XL	✻	●	20	1.5	3.8	130	250	20	2	0.8
	-025-XP25-WP06-02-M	✻	●	25	1.5	4.35	60	140	25	2	0.4
	-025-XP25-WP06-02-L	✻	●	25	1.5	4.35	120	200	25	2	0.6
	-025-XP25-WP06-02-XL	✻	●	25	1.5	4.35	180	300	25	2	1.0
	-032-XP32-WP06-03-M	✻	●	32	1.5	4.35	70	150	32	3	0.8
	-032-XP32-WP06-03-L	✻	●	32	1.5	4.35	120	200	32	3	1.0
	-032-XP32-WP06-03-XL	✻	●	32	1.5	4.35	180	300	32	3	1.6
	-040-XP32-WP06-03-M	✻	●	40	1.5	4.35	50	150	32	3	0.9
	-040-XP32-WP06-03-L	✻	●	40	1.5	4.35	50	250	32	3	1.5
	-040-XP32-WP06-03-XL	✻	●	40	1.5	4.35	50	300	32	3	1.8
	-040-XP32-WP08-02-M	✻	●	40	1.5	5.66	50	150	32	2	0.9
	-040-XP32-WP08-02-L	✻	●	40	1.5	5.66	50	250	32	2	1.5
	-040-XP32-WP08-02-XL	✻	●	40	1.5	5.66	50	300	32	2	1.9

Главите користат плочки од типот
WPGT 0503 …
WPGT 0604 …
WPGT 0806 …

Applicable inserts · Wendeschneidplatten

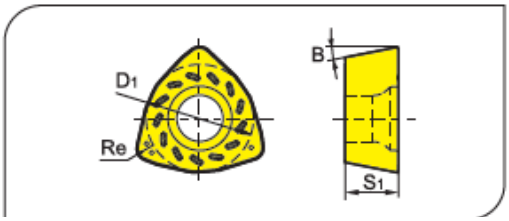

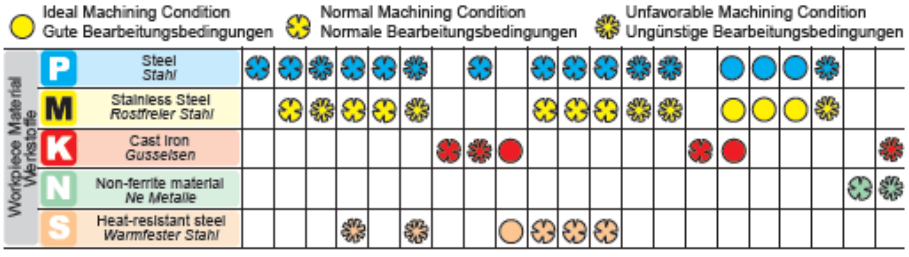

High feed milling cutters · Hochvorschubfräser

XMR01 P M K

W type insert, Arbor mounting
W Typ WSP, Aufsteckfräser

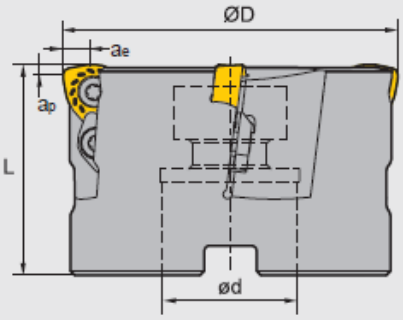

Specification of tools · Werkzeug-Beschreibung

Type Typ		✻	Stock Lager	Dimensions (mm) Abmessungen Ø D	ap	ae	L	ø d	No. of teeth Zähne	Inserts WSP	Weight Gewicht (kg)
XMR01	-050-A22-WP06-04		•	50	1.5	4.35	50	22	4	A	0.4
	-050-A22-WP06-04C	✻	•	50	1.5	4.35	50	22	4	A	0.4
	-050-A22-WP08-03		•	50	1.5	5.66	50	22	3	A	0.4
	-050-A22-WP08-03C	✻	○	50	1.5	5.66	50	22	3	A	0.4
	-063-A22-WP08-04		•	63	1.5	5.66	50	22	4	A	0.7
	-063-A22-WP08-04C	✻	•	63	1.5	5.66	50	22	4	A	0.7
	-063-A27-WP08-04		•	63	1.5	5.66	50	27	4	A	0.7
	-063-A27-WP08-04C	✻	○	63	1.5	5.66	50	27	4	A	0.7
	-080-A27-WP08-05		•	80	1.5	5.66	63	27	5	A	1.5
	-080-A27-WP08-05C	✻	•	80	1.5	5.66	63	27	5	A	1.5
	-100-B32-WP08-06		•	100	1.5	5.66	63	32	6	B	2.2
	-100-B32-WP08-06C	✻	○	100	1.5	5.66	63	32	6	B	2.2
	-125-B40-WP08-07		•	125	1.5	5.66	63	40	7	B	3.5
	-125-B40-WP08-07C	✻	•	125	1.5	5.66	63	40	7	B	3.5
	-160-B40-WP08-08		○	160	1.5	5.66	63	40	8	B	6.0
	-160-B40-WP08-08C	✻	○	160	1.5	5.66	63	40	8	B	6.0
	-063-A22-WP09-03		○	63	3.0	6.8	50	22	3	A	0.7
	-063-A22-WP09-03C	✻	○	63	3.0	6.8	50	22	3	A	0.7
	-080-A27-WP09-04		○	80	3.0	6.8	63	27	4	A	1.4
	-080-A27-WP09-04C	✻	○	80	3.0	6.8	63	27	4	A	1.4
	-100-B32-WP09-05		•	100	3.0	6.8	63	32	5	B	2.1
	-100-B32-WP09-05C	✻	○	100	3.0	6.8	63	32	5	B	2.1
	-125-B40-WP09-06		•	125	3.0	6.8	63	40	6	B	3.7
	-125-B40-WP09-06C	✻	○	125	3.0	6.8	63	40	6	B	3.7
	-160-B40-WP09-07		•	160	3.0	6.8	63	40	7	B	6.3
	-160-B40-WP09-07C	✻	○	160	3.0	6.8	63	40	7	B	6.3

Главите користат плочки од типот
WPGT 0604 …
WPGT 0806 …
WPGT 0907…
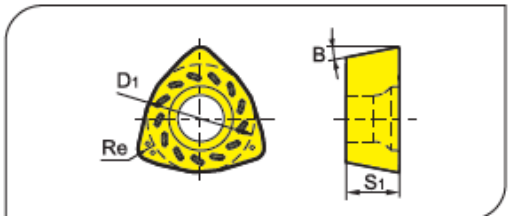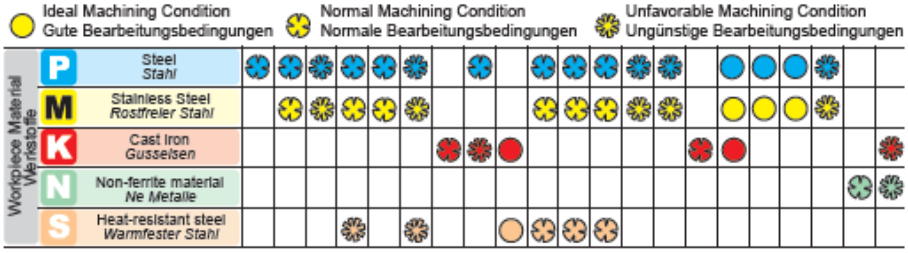
Applicable inserts · Wendeschneidplatten